



BIOMININ LABORATORIES **(Manufacturer of Biofertilizers and Micronutrients)**

**1/31, Main Road, Sundarakkottai, Mannargudi-614 001,
Tiruvarur Dist, Tamil Nadu, South India.
email : biominin@yahoo.co.in**

S.T.E.T Biofloral products development and Research centre, has been established to promote research with the objective encouraging downstream processes. Subsequently Biominin Research Laboratories was established for the product development bio fertilizers and micronutrients. Currently it functions as incubation centre to facilitate Start Ups. The products are of high quality and they are sold at subsidized rates.

VISION

Providing and enhancing the research facilities so as to make the higher education to attain excellence, and to facilitate for holistic development of students.

OBJECTIVES

- **Creating awareness about the advantages of biofertilizers and biocontrol agents to farmers, Women Self- help groups and students**
- **Motivating organic farming to the rural people through the students of STET**
- **Formulating highly effective and cost- effective technology for the production of Agro- based products from the natural resources**
- **Promoting the research to the improvement of organic products for sustainable agriculture**
- **Prepare effective micronutrients to improve the soil fertility , plant growth and yield.**

- Providing vermicompost training to the students and Women Self help groups for self sustaining livelihood development by improving the fertilization capacity of soil as well as quality agricultural production
- Developing capacity, skills of the target women of Self Help Group and students on Vermicompost production and Mushroom production for their socioeconomic empowerment through agriculture
- Initiating researchers to determine the effectiveness of biofloral products through plot and field experiments
- Evolving marketing strategy for the different range of agricultural products using the services of the students of MBA of STET

BIOMININ PRODUCTS

Micronutrients

Stati-vitta-Paddy (Basal), Stati-vitta-Paddy (Foliar), Grani -vitta (Pulses), Hypo-vitta(Groundnut), Capsi - vitta (Chillies),Veg – vitta (Vegetables), Citri – vitta (Citrus), Gassi – vitta (Cotton), Cerea – vitta (Millet), Nuci vitta (Coconut), Paradi-vitta-(Banana), Hypo-vitta- (Groundnut), Grani-vitta-(Pulses), Offici-vitta (sugarcane)

Biofertilizer

Azospirillum

Rhizobium

Liquid Biofertilizers

Vermicompost

Edible mushroom

Organic Fertilizer

MICRONUTRIENT MIXTURES FOR COCONUT AND PADDY BASAL



HYPO -VITTA-(GROUNDNUT)



Micronutrient Content (%)
Iron - 3.80%, Manganese - 1.46%
Zinc - 4.20%, Boron - 1.57%

Methods of Application

1. Dosage: 5kg/acre
2. Mixture should be mixed with 20 kg of seed before sowing of seeds

Benefits

1. Gives healthy nuts
2. Disease resistance
3. Higher yield

PARADI - VITTA-(BANANA)



Micronutrient Content (%)
Iron - 3.04%, Manganese - 3.66%, Zinc - 4.20%
Boron - 2.10%, Copper - 1.00%

Methods of Application

1. Dosage: 10kg/acre
2. Mixture should be mixed with 20 kg of seed applied before transplanting in equal ratio

Benefits

1. Higher yield
2. Healthy leaves
3. Disease resistance

OFFICI- VITTA-(SUGARCANE) (Foliar)



Micronutrient Content (%)
Iron - 4.75%, Manganese - 0.35%, Zinc - 0.80%
Boron - 0.20%, Copper - 0.20%, Magnesium - 12.9%

Methods of Application

1. Dosage: 2kg/acre
2. Mixture should be mixed with 200 lit of water and spray it.
3. After 15 days, spray it again.

Benefits

1. More tillering
2. Reduced yellow leaves.
3. Higher yield

VEGETABLES (BASAL)



Micronutrient Content (%)
Iron - 2.00%, Manganese - 1.22%, Zinc - 1.80%
Boron - 2.48%, Copper - 1.00%, Molybdenum - 0.14%

Methods of Application

1. Dosage: 2.5kg
2. Mixture should be mixed with 20 kg of seed applied before transplanting

Benefits

1. Get healthy vegetables
2. Prevent flower falling and tender ripe fruit
3. Higher yield

GRANI -VITTA-(PULSES)



Micronutrient Content (%)
Iron - 3.50%, Manganese - 6.10%, Zinc - 4.00%
Boron - 2.10%, Molybdenum - 0.35%

Methods of Application

1. Dosage: 12.5kg
2. Mixture should be mixed with 20 kg of seed applied before transplanting

Benefits

1. Increased root nodules
2. Gives healthy seeds
3. Higher yield
4. Prevent flower fall

COTTON



Micronutrient Content (%)
Iron - 3.80%, Manganese - 2.89%, Zinc - 3.15%
Boron - 3.15%, Copper - 1.25%, Molybdenum - 0.07%

Methods of Application

1. Dosage: 5kg/acre
2. Mixture should be mixed with 20 kg of seed before sowing of seeds

Benefits

1. Prevents flower fall
2. Disease resistance
3. Higher yield
4. Increase soil fertility

CEREALS (Millet)



Micronutrient Content (%)
Iron - 5.70%, Manganese - 0.15%, Zinc - 2.37%
Boron - 0.52%, Copper - 1.00%

Methods of Application

1. Dosage: 5kg/acre
2. Mixture should be mixed with 20 kg of seed before sowing of seeds

Benefits

1. Gives healthy grains
2. Higher yield

VERMI CARNIVAL



Micronutrient Content (%)
Organic Carbon: 17.90%, Nitrogen: 1.80%, Sodium: 0.50%
Potassium: 0.50%, Phosphorus: 0.09%

Methods of Application

1. Dosage : 1kg/Plantlet
2. Recommended for paddy/vegetables/black gram/ All Veg table/ plantlets crop
3. Fruit Trees/Cocconut

Benefits

1. It minimizes the incidence of pest and diseases
2. It enhances the decomposition of organic matter in soil
3. It contains valuable vitamins, enzymes and hormones like auxins, gibberellins etc.

CITRUS (Foliar)



Micronutrient Content (%)
Iron - 2.60%, Manganese - 4.20%, Zinc - 1.00%
Boron - 0.60%, Copper - 2.00%, Molybdenum - 0.05%


Methods of Application

1. Dosage: 1kg/10 Trees
2. Mixture should be mixed with 100 lit of water and spray it.
3. After 15 days, spray it again.

Benefits

1. Prevent fall of flower and tender ripe fruit.
2. Prevent curling of leaves
3. Higher yield
4. Prevent fall of tender ripe fruit

COTTON (Foliar)



Micronutrient Content (%)
 Iron - 2.00%, Manganese 1.00%, Zinc 2.50%, Boron 0.10%
 Copper 0.10%, Molybdenum 0.10%, Magnesium 4.00%

Methods of Application
 1. Dosage: 2kg/ha
 2. Mixture should be mixed with 100 ltr of water and spray it.
 3. After 15 days spray it again.

Benefits

1. Prevents flower fall.
2. Higher yield

SATI- VITTA_(Paddy) (Foliar)




Micronutrient Content (%)
 Iron - 1.00%, Manganese - 0.50%, Zinc - 5.00%
 Boron - 0.05%, Copper - 0.35%, Magnesium - 0.00%

Methods of Application
 1. Dosage: 2kg/ha
 2. Mixture should be mixed with 200 ltr of water and spray it.
 3. After 15 days spray it again.

Benefits

1. More tillering
2. Disease resistance.
3. Higher yield

OFFICI- VITTA-(SUGARCANE)




Micronutrient Content (%)
 Iron - 4.75%, Manganese - 0.35%, Zinc - 1.25%
 Boron - 0.00%, Copper - 0.20%, Molybdenum - 0.20%

Methods of Application
 1. Dosage: 10kg/ha
 2. Mixture should be mixed with 20 kg of sand, apply the mixture over the furrows

Benefits

1. More tillering
2. Reduced yellow leaves
3. Higher yield

CHILLIES (Foliar)



Micronutrient Content (%)
 Iron - 2.97%, Manganese - 4.50%, Zinc - 2.95%
 Boron - 2.10%, Copper - 2.10%

Methods of Application
 1. Dosage: 1kg/ha, mixture should be mixed with 250 ltr of water and spray it.
 2. After 15 days following the above procedure again.

Benefits

1. Prevent fall of flower and tender ripe fruit.
2. Prevent curling of leaves
3. Higher yield

AZOSPIRILLUM BIOFERTILIZER

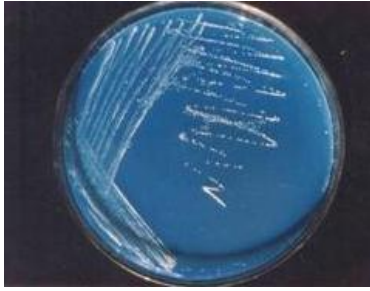


Methods of Application
 1. Seed treatment: For one acre: 100 g of Azospirillum biofertilizer with 100 g of soil.
 2. Soil application: For one acre: 100 g of Azospirillum biofertilizer with 100 g of soil.
 3. Seedling root treatment: For one acre: 100 g of Azospirillum biofertilizer with 100 g of soil.

Benefits

The effective strain used in culture fixes about 15 Azospirillum to 20 kg N/ha. Crop yield about 10 to 15% is increased with the use of this culture.

Biofertilizer
Azospirillum



Dose

Seed treatment (for one acre): 200 g (1 pkt)/ 10-15 kg seeds with light sprinkling of water.

Seedling root treatment (for one acre): 2-4 pkts culture per 15 litre water, deep the roots for 30 min before transplanting.

Soil application (for one acre): 8-10 pkts culture admixed with 50 kg pulverized soil or FYM and broadcast. This mixture can be applied to soil near the roots of standing crop.

Rhizobium

Suitable for:

- Ground nut, Black gram, Green gram, Red gram, Cow pea, Bengal gram, Mustard, Soy bean, French bean, Cluster bean, Lab-lab, Sesbania sp, Leguminous trees etc.

Dose

Seed Treatment (for one acre): 200 g / 10-15 kg seeds with light sprinkling of water.

Packing

200 g

AGRICLINICS

Agriclinics provide services and advice to farmers on cropping practices, biofertilizers, vermicompost, micronutrients and crop protection from pests and diseases of various crops in the market. Sustainable crop production depends much on good soil health. Soil health maintenance

warrants optimum combination of organic and inorganic components of the soil. Repeated use of chemical fertilizers destroys soil biota.

Biocompost

The process of conversion of plant lignocellulosic organic wastes into value added products. The ultimate bioconversion of the lignocellulosic waste leads to conversion of organic waste into value added products such as composts and organic manures.

Tissue culture Laboratory

The plant tissue culture laboratory building covers the area of 1500sq.ft. consisting of plant cell culture media preparation room, hot room, store room, office room, plant culture growth room, inoculation room, Mist chamber for primary hardening, shade house for secondary hardening. Tissue culture banana plantlets were produced

Vermicompost Production training to students



VERMICOMPOST YARD

Edible Mushroom Cultivation training for Students



ORGANIC FERTILIZERS

PANCHAKAVYA

BEST ORGANIC FERTILIZER & PEST REPELLENT

SUITABLE CROPS

Rice, Black gram, Green gram, Groundnut, Cotton, Flowers & Vegetables

MODE OF APPLICATION

Rainfed: 1st flowering and 15 days after flowering

Irrigated: 15, 25 and 40 days after sowing

DOSAGE

Three litres of Panchakavya mixed with 100 litre of water is ideal for all crops

BEEJAMIRTHA

BEST ORGANIC FERTILIZER

SUITABLE CROPS

Rice, Black gram, Green gram, Groundnut, Cotton, Flowers & Vegetables

SEED TREATMENT

500 ml of Beejamirtha mixed with 10 litre of water is ideal for seed treatment

JEEVAMIRTHA

BEST ORGANIC FERTILIZER

SUITABLE CROPS

Rice, Black gram, Green gram, Groundnut, Cotton, Flowers & Vegetables

MODE OF APPLICATION

Used as soil application either by sprinkling or by applying through irrigation water.

Three applications are needed one before sowing, second after twenty days of sowing and third after 45 days of sowing.

EM

EFFECTIVE MICROORGANISMS FOR ORGANIC FERTILIZATION

PREPARATION OF EM SOLUTION

1 litre of EM solution is then added to 1 litre of molasses and 98 litres of water to obtain 100 litres of ready-to-use EM solution. This amount is enough for three pits. The EM solution functioning as accelerator reduces the composting period from three months to one month.

AMIRTHA SOLUTION

BEST ORGANIC FERTILIZER

USAGE OF AMIRTHA SOLUTION

1. Watering the plants using Amirtha solution on a weekly basis keeps the soil alive and rich in nutrients.
2. Spraying filtered Amirtha solution once a week or once a fortnight helps in lowering the chance of pest infestation. It is also an excellent foliar spray.
3. Seed treatment using Amirtha solution by soaking for 24 hours before sowing them helps in better germination rate and stronger plant.
4. Root treatment of saplings for 30 minutes before planting them helps develop a stronger and more disease resistant plant.

FISH AMINO ACID

BEST ORGANIC FERTILIZER & PEST REPELLENT

MODE OF APPLICATION

1. Dilute Fish Amino acid with water before use in the garden. We use FAA in a homeopathic dose of 1:100 parts water.
2. FAA may also be used as a foliar spray to repel insects such as worm moths and mites. Apply diluted FAA with a spray bottle to both sides of the plant leaf.
3. Apply FAA to soil before planting, to roots of established plants, or to foliage of plants using a spray bottle.

Recommended Dosage

200 ml/ acre

LIQUID BIOFERTILIZER

Plant Growth Promoting Rhizobacteria

SUITABLE CROPS

Rice, Black gram, Green gram, Groundnut, Cotton, Flowers & Vegetables

MODE OF APPLICATION

Seed treatment or seed inoculation, Seedling root dip (200 ml is sufficient to treat 10 kg of seeds)

Recommended Dosage

200 ml/ acre

The image shows a green product label for Panchakavya fertilizer. On the left, there is a white box with the logo of Biomini Laboratories, which is a circular emblem with a bird and a plant. Below the logo, the text reads "BIOMINI LABORATORIES" in red, "Manufacturer of Biofertilizer and Micronutrients" in black, and the address "193, Main Road, Sundarokottai, Mannargudi - 614001, Thiruvavur Dist, Tamilnadu, South India." followed by the email "Email: biomini@yahoo.co.in". In the center, there is another circular logo with a bird and a plant, followed by the text "PANCHAKAVYA" in large yellow letters, "BEST ORGANIC FERTILIZER & PEST REPELLENT" in smaller black letters, and "SUITABLE CROPS" in green. Below this text are four small images showing different crops: rice, black gram, green gram, and groundnut. On the right side of the label, there are two white boxes with black text. The first box is titled "MODE OF APPLICATION:" and contains the text "RAINFED: 1ST FLOWERING AND 15 DAYS AFTER FLOWERING" and "IRRIGATED: 15, 35 AND 40 DAYS AFTER SOWING". The second box is titled "DOSAGE:" and contains the text "THREE LITRES OF PANCHAKAVYA MIXED WITH 100 LITRE OF WATER IS IDEAL FOR ALL CROPS". On the far right, there is a large yellow circular logo with the word "ORGANIC" in the center, "100% NATURAL" at the top and bottom, and three stars in the middle.

AZOLLA

Livestock feed and
biofertilizer





Azolla Cultivation training to students

HARVESTING AZOLLA AND FEEDING METHODS

