



SENGAMALA THAYAAR EDUCATIONAL TRUST WOMEN'S COLLEGE (AUTONOMOUS)

(Affiliated to Bharathidasan University,
Tiruchirappalli) (Accredited by NAAC) / (An ISO
9001:2015 Certified Institution)

SUNDARAKKOTTAI, MANNARGUDI-614 016.
THIRUVARUR (Dist.),

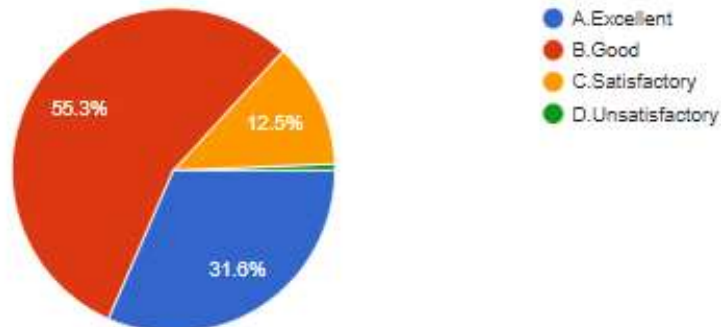
TAMILNADU, INDIA.

FEEDBACK ON CURRICULUM ANALYSIS REPORT

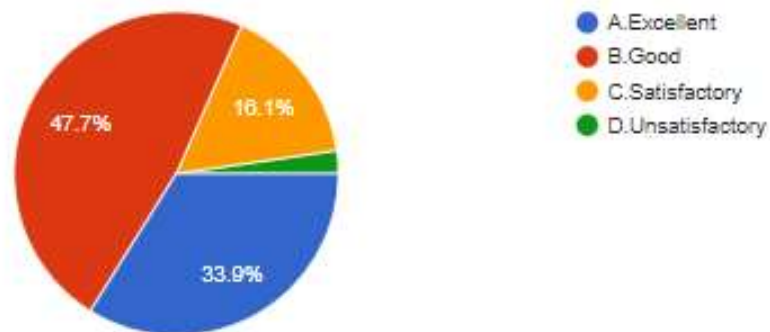
2023 - 2024

FEEDBACK FROM ALUMNI

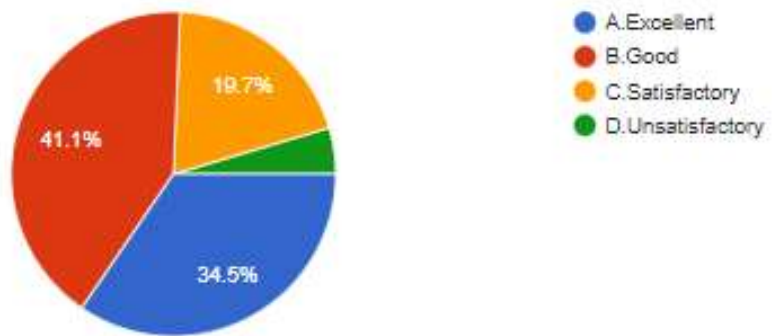
1. Choice Based Credit system being in relation to national and global trends is



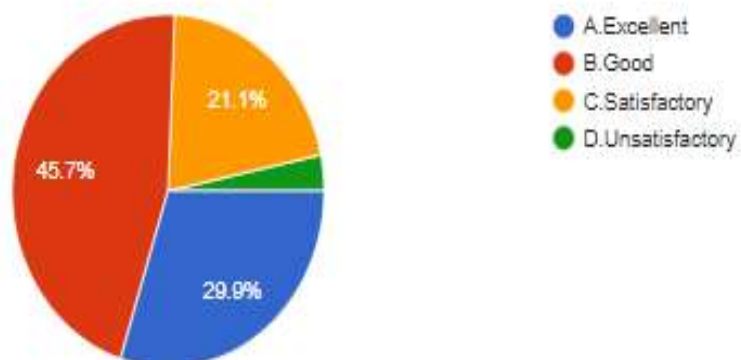
2. Relevance and updation of course contents offered under your programmes are



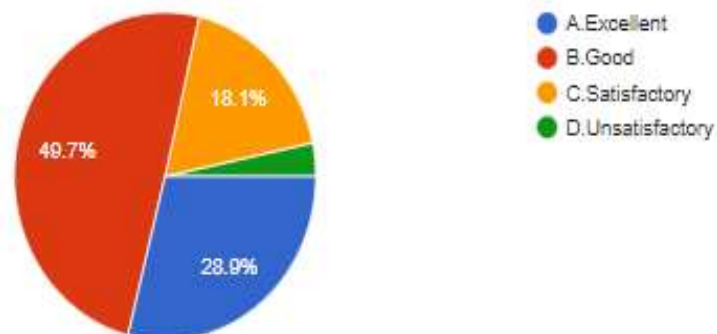
3. Project work / Internships offered under your programme are



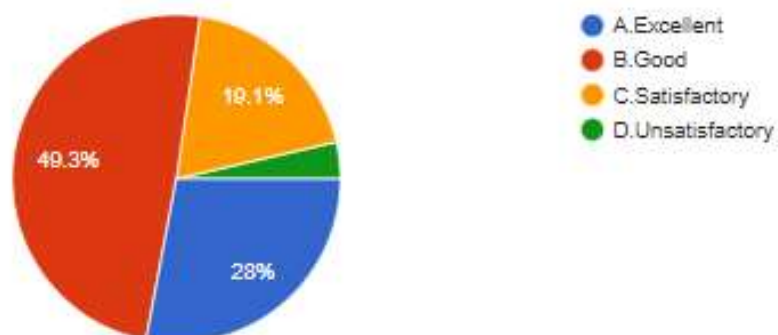
4. Enhancement of Curriculum in Communication, Critical thinking, Problem solving and Creativity are



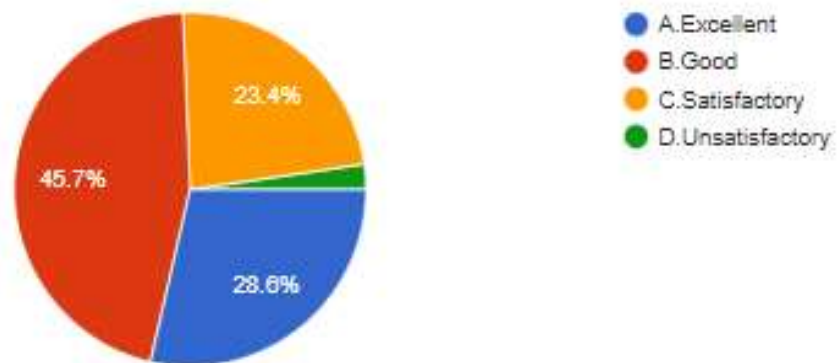
5. The academic initiatives taken by the college to bridge the gap between industry & academic Institutions are



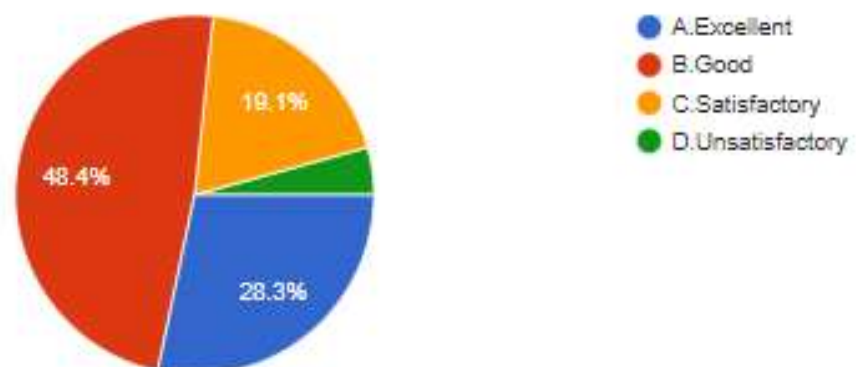
6. Relevance of the Curriculum to your job and future aspirations is



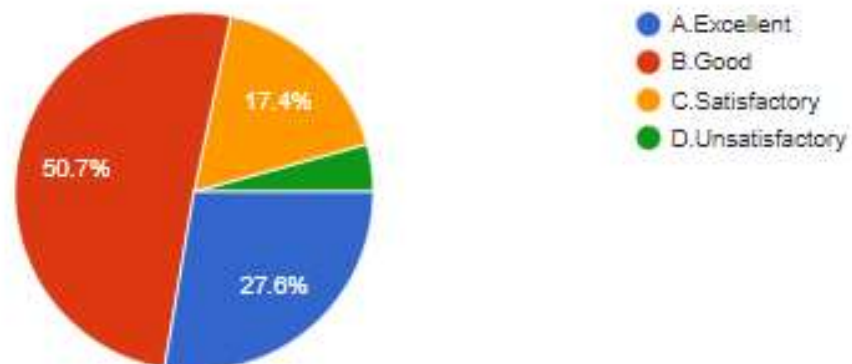
7. Usefulness of curriculum at the workplace is



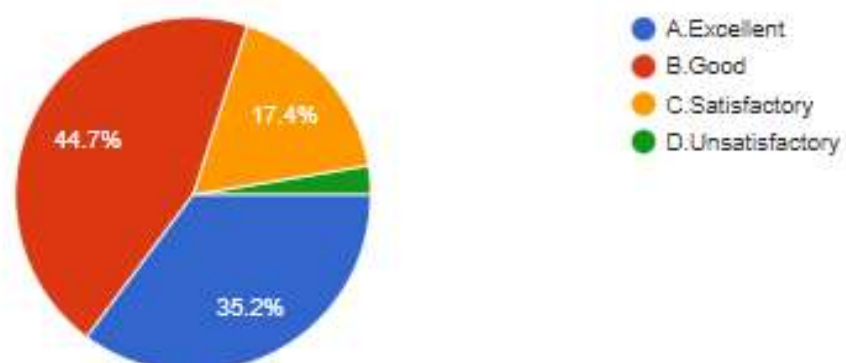
8. Opinion about Extension Activities offered



9. The sequence of the courses included in the programme is



10. Overall learning environment offered in the campus



FEEDBACK FROM ALUMNI

FINAL REPORT

S.No	Parameters	A	B	C	D
		Excellent	Good	Satisfactory	Unsatisfactory
1	Choice Based Credit system being in relation to national and global trends is	31.6%	55.3%	12.5%	0.6%
2	Relevance and updation of course contents offered under your programmes are	33.9%	47.7%	16.1%	2.3%
3	Project work / Internships offered under your programme are	34.5%	41.1%	19.7%	4.7%
4	Enhancement of Curriculum in Communication, Critical thinking, Problem solving and Creativity are	29.9%	45.7%	21.1%	3.3%
5	The academic initiatives taken by the college to bridge the gap between industry & academic Institutions are	28.9%	49.7%	18.1%	3.3%
6	Relevance of the Curriculum to your job and future aspirations is	28%	49.3%	19.1%	3.6%
7	Usefulness of curriculum at the workplace is	28.6%	45.7%	23.4%	2.3%
8	Opinion about Extension Activities offered	28.3%	48.4%	19.1%	4.2%
9	The sequence of the courses included in the programme is	27.6%	50.7%	17.4%	4.3%
10.	Overall learning environment offered in the campus	35.2%	44.7%	17.4%	2.7%